



सत्यमेव जयते
Unique Identification
Authority of India



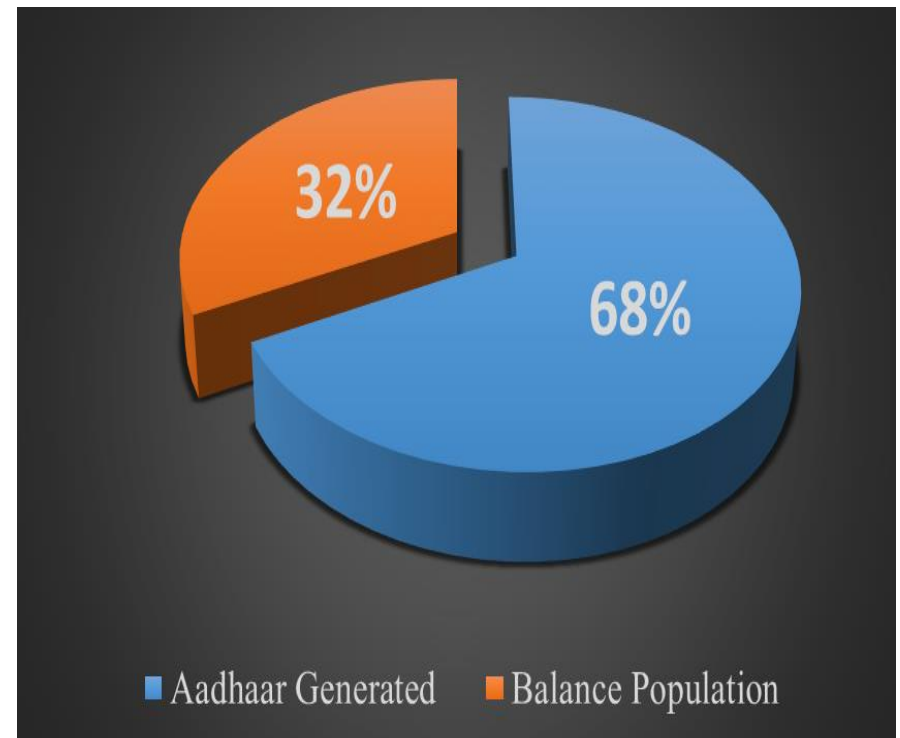
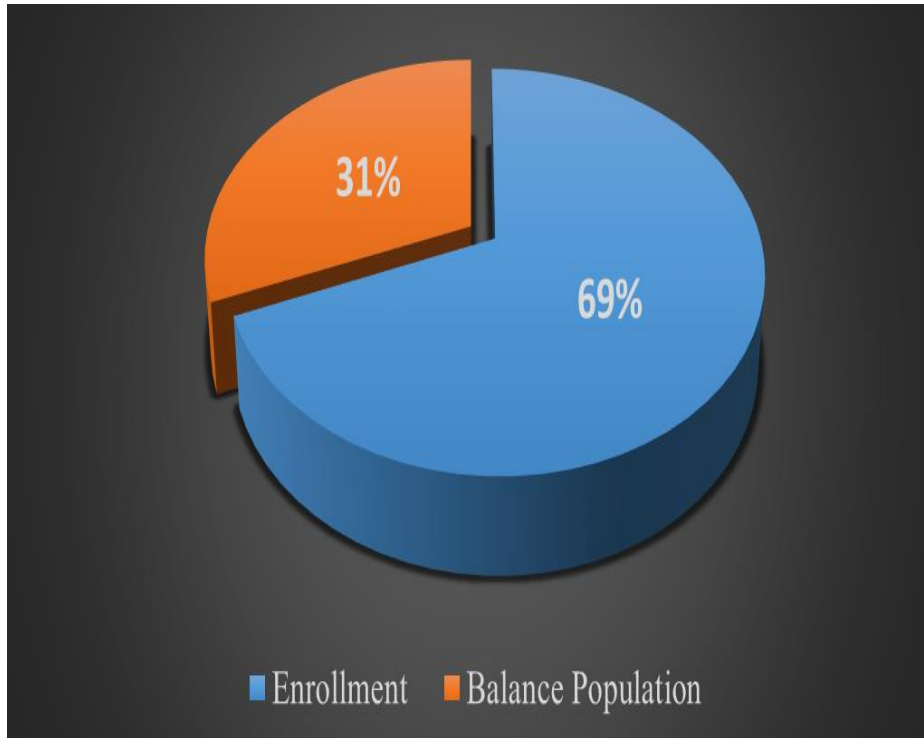
STATUS OF AADHAAR ENROLLMENT FOR SCHOOL CHILDREN

UIDAI, PATNA



Enrolment & Aadhaar Status (Status as on 09.09.2016)

Projected Population 2015	Enrolments	Aadhaar Generated	Balance Population
10.97 Cr	7.57 Cr	7.43 Cr	3.54 Cr




No of EAs working	No Of Machines Deployed	No of PECs	Avg Enrolment
62	2642	1937	1.05 Lacs

Age-Wise Aadhaar Status(As on 9th September,2016)

Age Group	Total Population	Aadhaar Generated	% Aadhaar Generated	Balance Population
0-4 years	13889441	877443	6	13011998
5-17 years	36639763	18495297	50	18144466
18 and Above	59269152	55016567	93	4252585

■ Aadhaar Generated ■ Balance Population



0-4 years

5-17 years

18 and Above

Bihar AGE-Wise Aadhaar Generation Report (18 & Above) years as per Projected Population 2015							
18 & Above				18 & Above			
District	Population	Aadhaar	%Coverage	District	Population	Aadhaar	%Coverage
Kishanganj	903041	980255	108.55%	Saran	2266773	2093806	92.37%
Purnia	1757718	1851792	105.35%	Madhepura	1106642	1020505	92.22%
Katihar	1677931	1717583	102.36%	Bhabhua	917554	843089	91.88%
Gopalganj	1445216	1464446	101.33%	Darbhanga	2241007	2050675	91.51%
Sheikhpura	357507	360354	100.80%	Sitamarhi	1899568	1726196	90.87%
Araria	1523557	1516002	99.50%	Nalanda	1674995	1517369	90.59%
Supaul	1238360	1210043	97.71%	Buxar	996694	899739	90.27%
Patna	3571309	3482351	97.51%	Gaya	2448925	2201589	89.90%
Arwal	403423	391169	96.96%	Bhagalpur	1753930	1572334	89.65%
Saharsa	1055813	1022699	96.86%	Aurangabad	1457782	1297107	88.98%
West Champaran	2185809	2097814	95.97%	Rohtas	1735595	1538196	88.63%
Muzaffarpur	2824629	2654483	93.98%	Lakhisarai	567684	501420	88.33%
Siwan	1922888	1799481	93.58%	Madhubani	2575981	2248491	87.29%
Vaishali	2013350	1880345	93.39%	Khagaria	908905	779387	85.75%
Begusarai	1683877	1570432	93.26%	Jamui	1019396	872228	85.56%
Banka	1186111	1105193	93.18%	Bhojpur	1610867	1337432	83.03%
East Champaran	2814077	2622094	93.18%	Munger	820662	664012	80.91%
Sheohar	367610	341612	92.93%	Nawada	1268172	1023827	80.73%
Samastipur	2409509	2237863	92.88%	Jehanabad	656285	523154	79.71%
				Total	59269152	55016567	92.82%

Bihar AGE-Wise Aadhaar Generation Report (5-17) years as per Projected Population 2015

5 to 17 Years				5 to 17 Years			
District	Population	Aadhaar	%Coverage	District	Population	Aadhaar	%Coverage
Purnia	1173057	893795	76.19%	Sitamarhi	1212507	573577	47.31%
Kishanganj	630724	462522	73.33%	Sheohar	231519	107109	46.26%
Araria	1027430	726608	70.72%	Gopalganj	944156	435243	46.10%
Katihar	1113599	772844	69.40%	Patna	1908488	876563	45.93%
Banka	691318	462029	66.83%	Arwal	244213	112127	45.91%
Darbhanga	1389642	870890	62.67%	East Champaran	1839504	842545	45.80%
Begusarai	1057219	660231	62.45%	Bhagalpur	1051765	464852	44.20%
West Champaran	1421812	857770	60.33%	Vaishali	1164294	514417	44.18%
Supaul	798027	473916	59.39%	Nalanda	992917	433842	43.69%
Saharsa	672554	387451	57.61%	Siwan	1207398	517840	42.89%
Muzaffarpur	1629209	919537	56.44%	Khagaria	605266	243361	40.21%
Bhabhua	582955	328144	56.29%	Lakhisarai	354987	138390	38.98%
Samastipur	1501326	814124	54.23%	Gaya	1522020	586916	38.56%
Aurangabad	897020	482492	53.79%	Saran	1426344	534162	37.45%
Jamui	604139	322309	53.35%	Buxar	597176	217119	36.36%
Madhubani	1580217	815200	51.59%	Nawada	799944	243201	30.40%
Rohtas	1030813	517787	50.23%	Munger	456226	124200	27.22%
Sheikhpura	227503	112022	49.24%	Bhojpur	945400	216879	22.94%
Madhepura	715735	347622	48.57%	Jehanabad	391340	85661	21.89%
				Total	36639763	18495297	50.48%

Bihar AGE-Wise Aadhaar Generation Report (0-4) years as per Projected Population 2015

0 to 4 Years				0 to 4 Years			
District	Population	Aadhaar	%Coverage	District	Population	Aadhaar	%Coverage
Saharsa	276345	60877	22.03%	Siwan	382503	19927	5.21%
Darbhanga	522287	96481	18.47%	Rohtas	355550	18465	5.19%
Jamui	233243	33781	14.48%	Bhabhua	214911	10865	5.06%
Kishanganj	249176	29281	11.75%	Purnia	512565	25749	5.02%
Khagaria	243968	28608	11.73%	Vaishali	508712	22422	4.41%
Samastipur	584030	58685	10.05%	Patna	678294	28206	4.16%
Munger	165755	15780	9.52%	Bhagalpur	398373	13234	3.32%
Muzaffarpur	610057	54801	8.98%	Lakhisarai	133036	4366	3.28%
Araria	414501	32250	7.78%	Buxar	205896	6312	3.07%
Begusarai	392067	30289	7.73%	Sitamarhi	498922	14795	2.97%
West Champaran	542844	41848	7.71%	East Champaran	724954	19824	2.73%
Madhepura	288971	21729	7.52%	Saran	475089	11264	2.37%
Aurangabad	324327	24313	7.50%	Arwal	91574	2160	2.36%
Supaul	314719	22729	7.22%	Bhojpur	321505	5267	1.64%
Nalanda	367278	26352	7.17%	Sheohar	93043	1270	1.36%
Sheikhpura	86168	6181	7.17%	Nawada	272517	3619	1.33%
Madhubani	576842	33464	5.80%	Gopalganj	312897	4012	1.28%
Banka	268727	15029	5.59%	Jehanabad	139293	1470	1.06%
Katihar	447622	24894	5.56%	Gaya	660880	6844	1.04%
				Total	13889441	877443	6.32%

Status of Advance Search User ID Creation District Wise

District Name	Total Number of block	Form Not Received	Id created
Araria	9	9	
Arwal	5	5	
Aurangabad	11	1	10
Banka	11	11	
Begusarai	18		18
Bhagalpur	16	1	15
Bhojpur	14	14	
Buxar	11	2	9
Darbhanga	18		18
E.Champaran	27	27	
Gaya	24		24
Gopalganj	14		14
Jamui	10		10
Jehanabad	7	1	6
Bhabhua	11	1	10
Katihar	16		16
Khagaria	7		7
Kishanganj	7		7
Lakhisarai	7	7	

District Name	Total Number of block	Form Not Received	Id created
Madhepura	13	13	
Madhubani	21	21	
Munger	9		9
Muzaffarpur	16		16
Nalanda	20		20
Nawada	14	14	
Patna	23		23
Purnia	14	3	11
Rohtas	19	19	
Saharsa	10	10	
Samastipur	20		20
Saran	20		20
Sheikhpura	6		6
Sheohar	5	5	
Sitamarhi	17	17	
Siwan	19	1	18
Supaul	11	11	
Vaishali	16	8	8
W.Champaran	18	2	16
Grand Total	534	203	331

District Wise PEC Count

District Name	Count of PEC
Araria	71
Arwal	7
Aurangabad	22
Banka	30
Begusarai	56
Bhagalpur	68
Bhojpur	37
Buxar	16
Darbhanga	62
East Champaran	154
Gaya	52
Gopalganj	71
Jamui	35
Jehanabad	7
Kaimur	13
Katihar	38
Khagaria	22
Kishanganj	16

District Name	Count of PEC
Lakhisarai	19
Madhepura	55
Madhubani	102
Munger	23
Muzaffarpur	126
Nalanda	33
Nawada	46
Patna	58
Purnea	27
Rohtas	38
Saharsa	43
Samastipur	107
Saran	86
Sheikhpura	3
Sheohar	22
Sitamarhi	76
Siwan	79
Supaul	61
Vaishali	83
West Champaran	70
Grand Total	1934



Key Action Points

- Survey in schools for getting exact no. of left out beneficiaries.
- Before setting up camps two things should be ensured, a) Availability of electricity in the premises and b) Availability of filled up Enrolment form along with POI/POA format as per Education Dept. Format
- For more coverage students may be sent to the PECs(Permanent Enrollment Centers) near by school. List of which have been circulated to all DEOs in Bihar through mail.
- The initiative taken by DEO Begusarai and DSO Begusarai may be followed. Similar method may be applied by other DEOs, which includes involvement of PECs and Sweep mode agencies.
- There should be more focus on enrollment of left out students, the students who want to update the name/DOB/any detail in existing Aadhaar may be sent to PEC centers in later stage.
- As Aadhaar enrollment in an ongoing process, it may be added in academic calendar as prescheduled exercise on every 6 months.
- Department may use the existing IT resources for update in Aadhaar data and E-Aadhaar printing.



Module II (E-Aadhaar Download)

- E-Aadhaar can be downloaded by any resident who is having his EID/Aadhaar no. and access to Web.
- No login is required. Validation is done through OTP.
- If searched through Aadhaar, registered mobile number should be available, for receiving OTP.
- For searching through EID, any active mobile no. should be available, for receiving OTP.
- For opening E-Aadhaar, PDF reader should be installed in the workstation(PC).



Step 1: Type the web address in URL bar, *https://eaadhaar.uidai.gov.in/*

The screenshot shows a web browser window with the URL <https://eaadhaar.uidai.gov.in>. The page header includes the UIDAI logo and the text "Unique Identification Authority of India". The main heading is "E-Aadhaar". A navigation bar at the top contains various utility links like "Pincode Manager", "Qamis", "UIDAI-Webmail", "NSEIT Certi", "EmployWise", "MRTG Graph", "India Post - Informatic", "HRMS", "Jharkhand JAPIT", "Logistic", and "Virtual keyboard in Hi".

UIDAI Unique Identification Authority of India **AADHAAR**

E-Aadhaar

*Mandatory fields #All letters are case sensitive


Step 1: Your Personal Details

I have* Enrolment Id Aadhaar **Reset**

Enrolment Number/Aadhaar Number *

Full Name *

Pin Code *

Image #  **413902**

Enter above Image Text *

Mobile number *

Get One Time Password

Step 2: Enter OTP Received and Download your E-Aadhaar

Enter OTP *

Validate & Download

Know Before You Download

- Is your Aadhaar Approved? Not sure? [click here](#) to know status of your Aadhaar
- You need 'Adobe Reader' to view e-Aadhaar. Do you have 'Adobe Reader' installed? [click here](#) to download Adobe Reader

Know After You Download

- If you see 'validity unknown' icon on your e-Aadhaar, then [click here](#) to follow instructions or [watch video](#).
- Please use your postal code as password to open the E-Aadhaar pdf file.

आधार

Step 3: Enter the OTP received on the given mobile number.

ar by Unique Ides X

https://eaadhaar.uidai.gov.in

de Manager Qamis UIDAI-Webmail NSEIT Certi EmployWise MRTG Graph India Post - Informati HRMS Jharkhand JAPIT Logistic Virtual keyboa

E-Aadhaar

OTP received on mobile

One time password has been sent to mobile no. 9[REDACTED]

Know Before You Download

- Is your Aadhaar Approved? Not sure? [click here](#) to know status of your Aadhaar
- You need 'Adobe Reader' to view e-Aadhaar. Do you have 'Adobe Reader' installed? [click here](#) to download Adobe Reader

Step 1: Your Personal Details


I have* Enrolment Id Aadhaar [Reset](#)

Enrolment Number/Aadhaar Number *

1007/1209/00152 22/07/2011 13:10:13

Full Name * Laxmi

Pin Code * 117957

Image =  ↻

Enter above Image Text * 020936

Mobile number * 91065781

[Get One Time Password](#)

Know After You Download

- If you see 'validity unknown' icon on your e-Aadhaar, then [click here](#) to follow instructions or [watch video](#).
- Please use your postal code as password to open the E-Aadhaar pdf file.

Step 2: Enter OTP Received and Download your E-Aadhaar

Enter OTP * ← Enter the OTP received

[Validate & Download](#)

Terms and Conditions | Privacy Policy | Contact Us

Copyright 2013 UIDAI All Rights Reserved. This website is best viewed in 1366x768 screen resolution.

version: 0.3 , September 30, 2014

Step 4: Click on Validate and Download, then open the file with PDF reader.

The screenshot shows the E-Aadhaar portal interface. The browser address bar displays <https://eaadhaar.uidai.gov.in>. The page title is "E-Aadhaar". A navigation bar at the top contains various utility icons like Portal, Pincode Manager, Qamis, UIDAI-Webmail, NSEIT Certi, EmployWise, MRTG Graph, India Post - Informati, HRMS, Jharkhand JAPIT, Logistic, Virtual keyboard in H, and KM Portal.

The main content area is titled "E-Aadhaar" and includes a note: "Mandatory fields All letters are case sensitive".


Step 1: Your Personal Details

I have Enrolment Id Aadhaar

Enrolment Number/Aadhaar Number *

Full Name *

Pin Code *

Image * 

Enter above Image Text *

Mobile number *

Step 2: Enter OTP Received and Download your E-Aadhaar

Enter OTP *

← Click on Validate & Download

On the left side, there are two yellow boxes with instructions:

Know Before You Download

- Is your Aadhaar Approved? Not sure? [click here](#) to know status of your Aadhaar
- You need 'Adobe Reader' to view e-Aadhaar. Do you have 'Adobe Reader' installed? [click here](#) to download Adobe Reader

Know After You Download

- If you see 'validity unknown' icon on your e-Aadhaar, then [click here](#) to follow instructions or [watch video](#).
- Please use your postal code as password to open the E-Aadhaar pdf file.

At the bottom, a download bar shows "EAdhaar_10071217...pdf" with a download icon and the text "PDF File Downloaded" with an arrow pointing to the file name. A "Show all downloads..." link is also visible.



Step 5: E-Aadhaar is always password protected, and the password remains the Pin-code of the resident, as in Aadhaar. Enter the password to open the PDF file.

[Learn More](#)

Password



'EAadhaar_100712179001522...' is protected. Please enter a Document Open Password.

Enter Password:

OK

Cancel

 1067072082927310112015115150.pdf



E-Aadhaar Downloading by UID/Aadhaar no.

** OTP will be sent to the mobile no. registered with Aadhaar.

E-Aadhaar

Mandatory fields #All letters are case sensitive

One time password has been sent to mobile no. XXXXXXX-0166

Know Before You Download

- Is your Aadhaar Approved? Not sure? [click here](#) to know status of your Aadhaar
- You need 'Adobe Reader' to view e-Aadhaar. Do you have 'Adobe Reader' installed? [click here](#) to download Adobe Reader


Step 1: Your Personal Details

I have* Enrolment Id Aadhaar

Enrolment Number/Aadhaar Number*

Full Name*

Pin Code*

Image # 

Enter above Image Text*



Note: One Time Password would be sent to your registered mobile number.

Step 2: Enter OTP Received and Download your E-Aadhaar

Enter OTP*

Know After You Download

- If you see 'validity unknown' icon on your e-Aadhaar, then [click here](#) to follow instructions or [watch video](#).
- Please use your postal code as password to open the E-Aadhaar pdf file.



Module III (Resident portal)

URL: <https://resident.uidai.net/>

[https://resident.uidai.net.in](https://resident.uidai.net/)

Pincode Manager Qamis UIDAI-Webmail NSEIT Certi :: EmployWise :: MRTG Graph India Post - Informati HRMS Jharkhand JAPIT Logistic

The Kiosk

Get Enroled

Get Aadhaar

Update Data

Aadhaar Services

FAQs

Contact

Grievance Centre

Notify or call for assistance immediately if you encounter any difficulty or malpractice in the Enrolment Process or if anyone asking for money to get you your Aadhaar

Call toll free no
1947

Email to
help@uidai.gov.in

SMS
51969 [Know More](#)

Haven't got Aadhaar

Not Enrolled yet?

You can enroll for an Aadhaar at any of the Enrolment Centres in your state. These centres are run by UIDAI appointed Registrars.

[Locate Enrolment Centre](#)

[Book an Appointment](#)

[Check Aadhaar Status](#)

[Find UID/EID](#)

Have you got your Aadhaar yet? Aadhaar is free!



Aadhaar Linking

Is your Aadhaar linked to your Bank Account?

[Check your Aadhaar Linking Status with Bank](#)

Have got Aadhaar

Get an update on the status of your Aadhaar

You can download e-Aadhaar or get your Aadhaar on your registered mobile number. You can also update your Aadhaar data.

[Get E-Aadhaar](#)

[Get Aadhaar](#)

[Update Aadhaar Data](#)

[Verify Aadhaar](#)

[Verify Email/Mobile](#)

[Biometric Locking](#)

Thanks...

