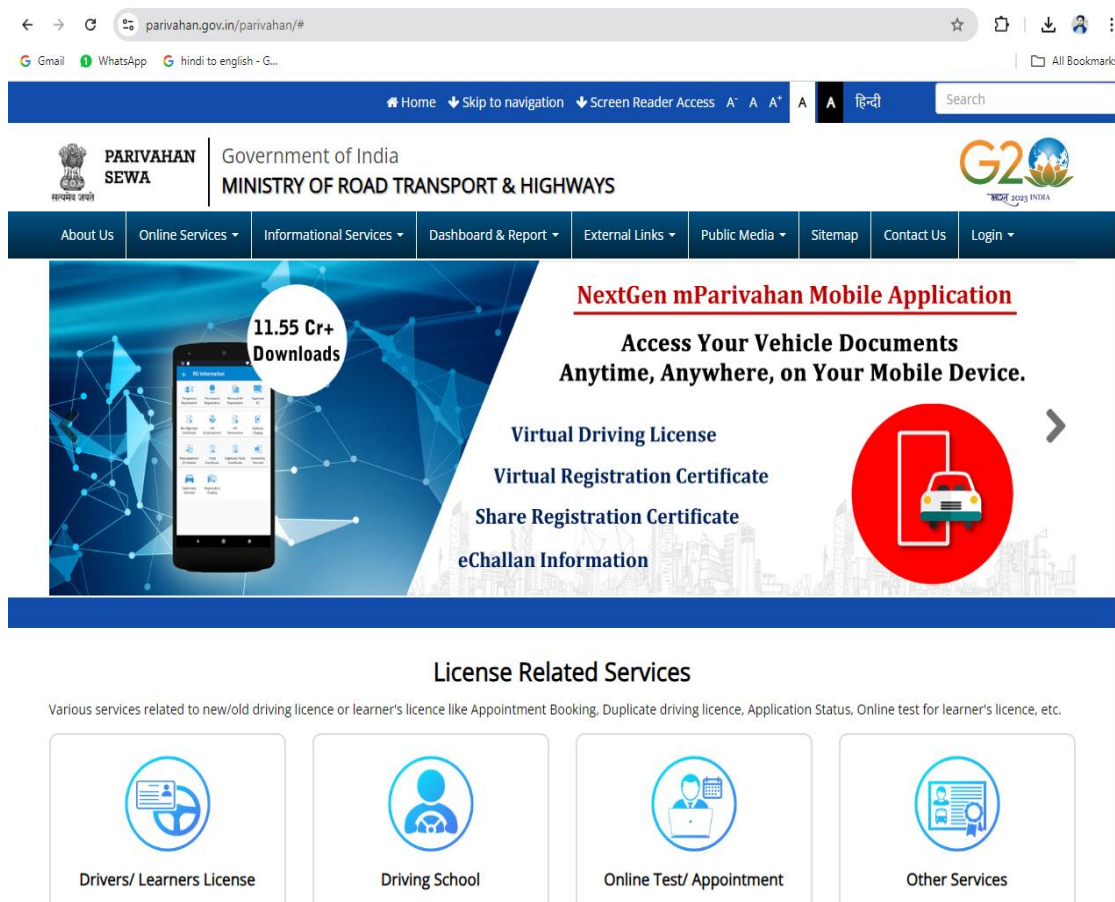


# Standard Operating Procedure (SOP) for Mobile Number updation in Parivahan Website

The Standard Operation Procedure (SOP) for updation of Mobile Number consists of several steps that need to be followed by the user, are mentioned below:

- 1) Visit Parivahan website <https://parivahan.gov.in/parivahan/>



- 2) Click on **Online services tab** and select **Vehicle related services**. Now user will be directed to below page. Please select your State from the drop-down

## SOP document for Mobile No. updation

The screenshot shows the Parivahan Government of India website. The header includes the Parivahan SEWA logo, the Government of India emblem, and the Ministry of Road Transport & Highways. A navigation bar contains links like Home, Skip to navigation, Screen Reader Access, and a search bar. Below the navigation bar, there's a section for Vehicle Related Services. A dropdown menu is open, showing a list of Indian states and union territories for selection. The footer displays visitor statistics and the last update date.

--- Select State Name ---

- Andaman and Nicobar
- Arunachal Pradesh
- Andhra Pradesh
- Assam
- Bihar
- Chandigarh
- Chhattisgarh
- Delhi
- Goa
- Gujarat
- Haryana
- Himachal Pradesh
- Jammu and Kashmir
- Jharkhand
- Karnataka
- Kerala
- Ladakh
- Maharashtra
- Manipur

Terms and Policies: Privacy Policy, Hyperlink Policy, Website Policies, Content Policies, Contingency Plan

About: About Us, Sitemap, Terms of Use, MORTH, CMVR 1989

Total Visitors: 708379435

Last Updated: 16-01-2024

For the best view experience view the site in 1280x768 resolution.  
Supports all modern browsers Chrome (Ver. 120.0.6099.72), Safari (Ver. 17.1), Mozilla (Ver. 120.0.1), Microsoft Edge (Ver 120.0.2210.77)

3) On left corner please **select concerned RTO**. The applicant can also **select** the option of **Vehicle Registration No.** and enter Registration No. for availing service

The screenshot shows the VAHAN 4.0 Citizen Services portal. The header includes the VAHAN logo, the Transport Department, Government of Bihar, and a navigation bar with links like Know Your Payment Transaction Status, Verify Receipt, Click here for Feedback/Complaint, Apply For New Registration, and Administrative Users. The main content area has a section for Choose option to avail Services, with options for Vehicle Registration No. and Registering Authority. A form is visible for entering the registration number, selecting the state (Bihar), and selecting the RTO. A checkbox for accepting the Privacy Policy and Terms of Service is also present. The footer displays the NIC logo, the VAHAN 4.0 (Citizen Services) - SP-MORTH-WS03-175-8014 vahan.parivahan.gov.in (Build Version:072320241800) information, and the site's ownership by the Ministry of Road Transport & Highways (MoRTH), Government of India.

VAHAN CITIZEN SERVICES

TRANSPORT DEPARTMENT, GOVERNMENT OF BIHAR

Know Your Payment Transaction Status | Verify Receipt | Click here for Feedback/Complaint | Apply For New Registration | Administrative Users

Choose option to avail Services

Vehicle Registration No. | Registering Authority

ENTER REGISTRATION NUMBER

Bihar

SELECT RTO

☐ I accept to have read the Privacy Policy and Terms of Service for processing of my personal data into the system

Proceed

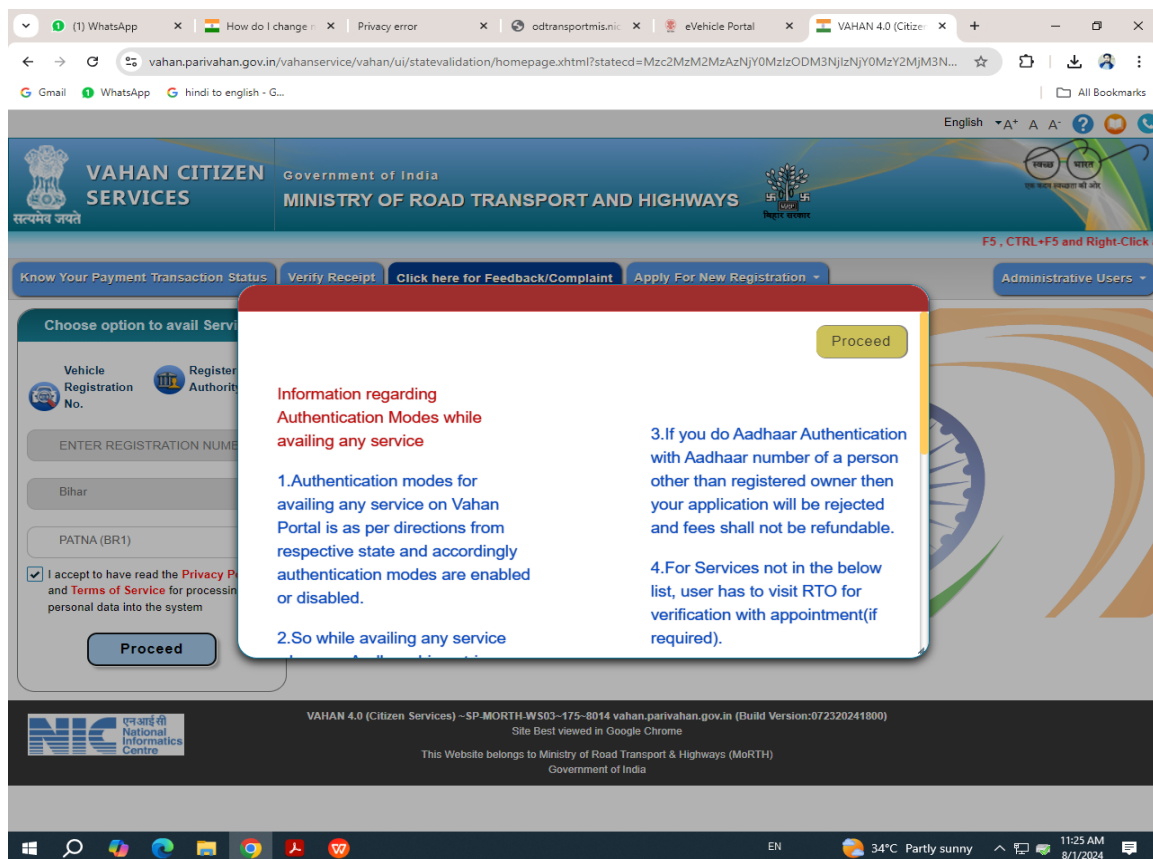
VAHAN 4.0 (Citizen Services) - SP-MORTH-WS03-175-8014 vahan.parivahan.gov.in (Build Version:072320241800)

Site Best viewed in Google Chrome

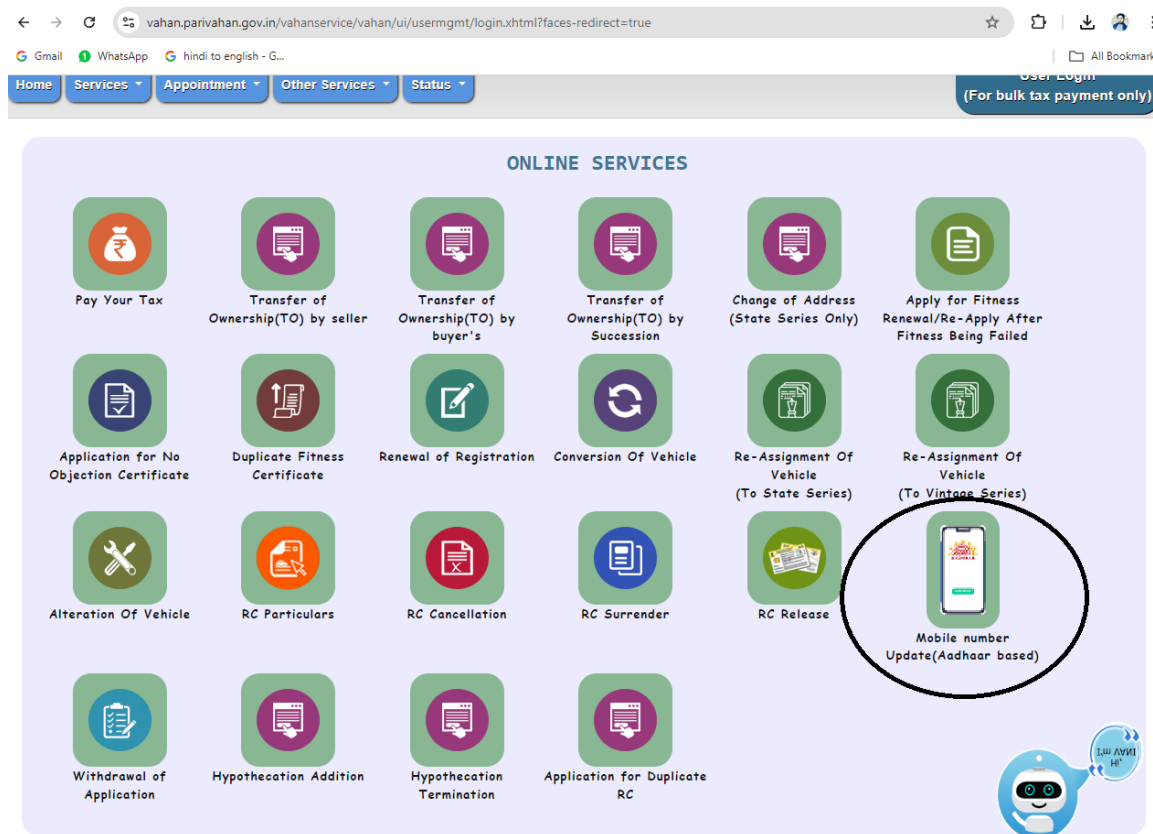
This Website belongs to Ministry of Road Transport & Highways (MoRTH) Government of India

## SOP document for Mobile No. updation

### 4) Click on **Proceed** Button

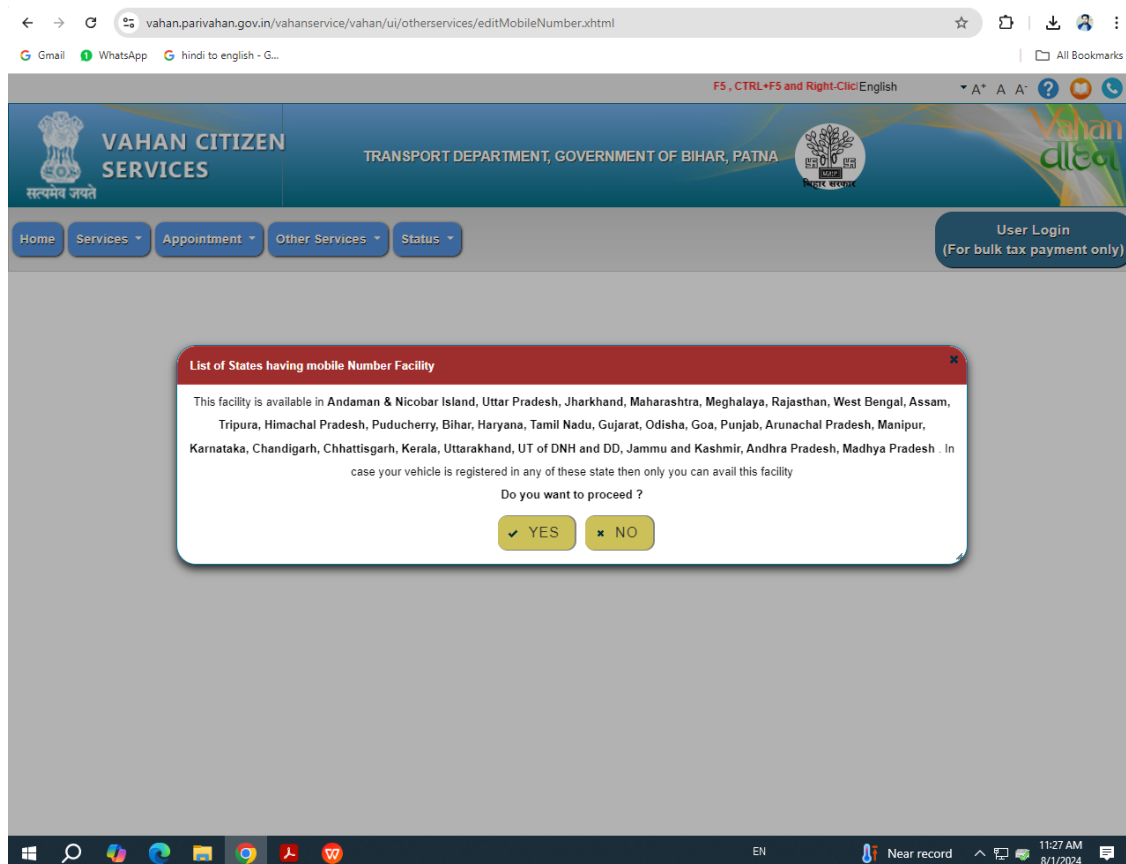


### 5) Click on **Mobile number update( Aadhar-based)**



## SOP document for Mobile No. updation

### 6) Click on **Yes**



### 7) Now enter your details including **Registration no., Chassis No., Engine No., Registration Date, Fitness /Registration Valid upto date** and Click on **show details**

The screenshot shows the VAHAN CITIZEN SERVICES portal with the "Update Mobile Number" form. The form includes the following fields and buttons:

- Vehicle Registration No. \***: BR01
- Chassis No (Full) \***: MA3N
- Engine Number(Full) \***: K15
- Registration Date: \***: 29-06-2021
- Registration/Fitness Valid Upto Date \***: 28-06-2036
- Buttons**: "Show Details" and "Reset"

A note at the top of the form states: "Please note that in case you don't have complete information then visit RTO for getting details updated." Below the form, there is a text instruction: "Enter fitness upto date for commercial vehicle and registration upto for private vehicle".

8) After clicking **Show Detail**, enter **Aadhar No.**, **Name as per Aadhar Card** and **Mobile No. As per Aadhar Card**

The screenshot shows the Vahan Citizen Services website interface. The header includes the Vahan logo, the text 'VAHAN CITIZEN SERVICES', and 'TRANSPORT DEPARTMENT, GOVERNMENT OF BIHAR, PATNA'. Below the header is a navigation bar with links: Home, Services, Appointment, Other Services, and Status. A 'User Login' button is also present. The main content area is titled 'Update Mobile Number' and contains a form with the following fields:

- Vehicle Registration No. (BR01)
- Chassis No (Full) (MA3N)
- Engine Number(Full) (K15)
- Registration Date (29-06-2021)
- Registration/Fitness Valid Upto Date (28-06-2036)
- Aadhaar Number
- Enter Name as Registered in Aadhaar
- Enter Mobile Number as per Aadhaar

Below the form, there is a disclaimer text and a checkbox labeled 'I agree'. At the bottom of the form are 'Verify' and 'Reset' buttons.

9) Click a check on **I agree** box as shown in above snapshot and then click **Verify button**. Upon clicking Verify button, website will show **existing Mobile no.** and **vehicle owner name**.

## SOP document for Mobile No. updation

VAHAN CITIZEN SERVICES  
TRANSPORT DEPARTMENT, GOVERNMENT OF BIHAR, PATNA

Home Services Appointment Other Services Status User Login (For bulk tax payment only)

### Update Mobile Number

Please note that in case you don't have complete information then visit RTO for getting details updated.

Vehicle Registration No. *	Chassis No (Full) *	Engine Number(Full) *
BR01	MA3N	K15
Registration Date: *	Registration/Fitness Valid Upto Date *	Enter fitness upto date for commercial vehicle and registration upto for private vehicle
29-06-2021	28-06-2036	
Aadhaar Number *	Enter Name as Registered in Aadhaar *	Enter Mobile Number as per Aadhaar *
	kumar	251

1. I hereby state that I have no objection in authenticating myself with Aadhaar based authentication system and consent to providing my Aadhaar number and One Time Pin (OTP) data for Aadhaar based authentication for the purposes of availing of the RC related Services.  
2. I understand that eKYC shall be used only for authenticating my identity through the Aadhaar Authentication system for that specific transaction and for no other purpose.  
3. I understand that the Transport Department shall ensure security and confidentiality of my personal identity data provided for the purpose of Aadhaar based authentication.

☒ I agree

Verify Reset

Existing Mobile Number in Vahan: XXXXXX9251  
Existing Owner Name in Vahan: KUMAR

**Update Mobile Number**

10) Click on **Update Mobile No.** as depicted in above snapshot to initiate Aadhar based authentication for updating Mobile No.

VAHAN CITIZEN SERVICES  
TRANSPORT DEPARTMENT, GOVERNMENT OF BIHAR, PATNA

Home Services Appointment Other Services Status User Login (For bulk tax payment only)

### Update Mobile Number

Please note that in case you don't have complete information then visit RTO for getting details updated.

Vehicle Registration No. *	Chassis No (Full) *	Engine Number(Full) *
BR01	MA3N	K15
Registration Date: *	Registration/Fitness Valid Upto Date *	Enter fitness upto date for commercial vehicle and registration upto for private vehicle
29-06-2021	28-06-2036	
Aadhaar Number *	Enter Name as Registered in Aadhaar *	Enter Mobile Number as per Aadhaar *
	kumar	251

1. I hereby state that I have no objection in authenticating myself with Aadhaar based authentication system and consent to providing my Aadhaar number and One Time Pin (OTP) data for Aadhaar based authentication for the purposes of availing of the RC related Services.  
2. I understand that eKYC shall be used only for authenticating my identity through the Aadhaar Authentication system for that specific transaction and for no other purpose.  
3. I understand that the Transport Department shall ensure security and confidentiality of my personal identity data provided for the purpose of Aadhaar based authentication.

☒ I agree

Verify Reset

**Mobile number has been updated successfully**

**Update Mobile Number**