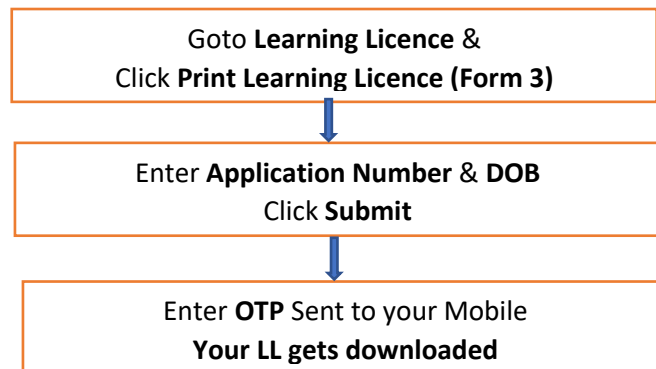
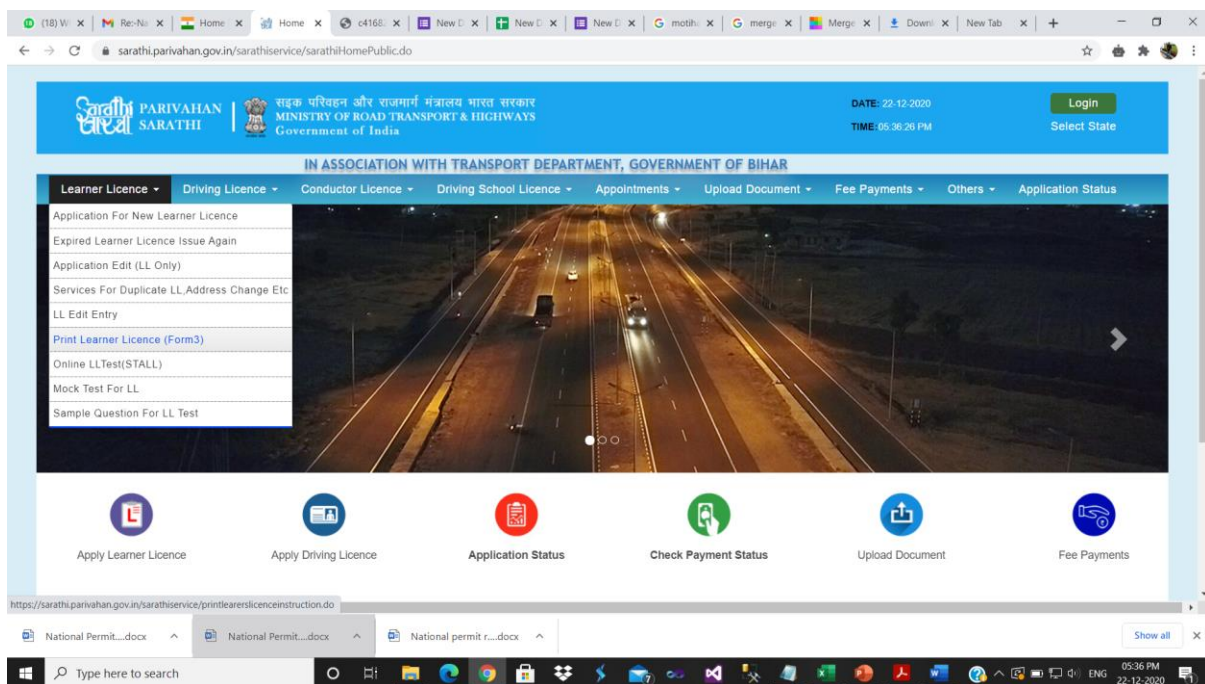


## Citizen Service for Printing of Learning Licence (Form 3)



### Detailed Process Flow

Open Sarathi 4.0 and under ‘**Learning Licence**’ dropdown click on ‘**Print Learning Licence (Form 3)**’



In the page click on 'Proceed'

The screenshot shows a web browser window with multiple tabs open. The active tab is titled 'sarathi.parivahan.gov.in/sarathiservice/printlearnerslicenceinstruction.do'. The website header is blue and contains the Sarathi Parivahan logo, the text 'सड़क परिवहन और राजमार्ग मंत्रालय भारत सरकार' (Ministry of Road Transport & Highways), and 'Government of India'. It also displays the date 'DATE: 22-12-2020' and time 'TIME: 05:36:46 PM'. A 'Login' button and a 'Select State' link are present. Below the header, a blue banner reads 'IN ASSOCIATION WITH TRANSPORT DEPARTMENT, GOVERNMENT OF BIHAR'. The main content area is titled 'Instructions For Printing the Learner's Licence' and contains a link 'Click Here to set Browser Settings to view PDF Document' and a 'Proceed' button. The footer is blue and contains logos for NIC (National Informatics Centre) and Digital India, along with links to 'Dashboard', 'Activate User Account', 'Contact Us', 'Parivahan', 'User Manual', 'FAQs', 'Acts & Rules', and 'Videos/Audios'. The Windows taskbar at the bottom shows several open applications, including 'National Permit...docx', and the system clock displays '05:36 PM 22-12-2020'.

Enter your correct '**Application Number**' and '**DOB**' in the text box and click on '**Submit**'. An **OTP** will be sent to your registered mobile number

The screenshot shows the Sarathi Parivahan website interface. At the top, there is a header with the Sarathi logo, the text 'PARIVAHAN SARATHI', and the Government of India emblem. Below this, it says 'सड़क परिवहन और राजमार्ग मंत्रालय भारत सरकार' and 'MINISTRY OF ROAD TRANSPORT & HIGHWAYS Government of India'. The date is '22-12-2020' and the time is '05:37:18 PM'. There are 'Login' and 'Select State' buttons. Below the header, it says 'IN ASSOCIATION WITH TRANSPORT DEPARTMENT, GOVERNMENT OF BIHAR'. The main section is titled 'Print Learner's Licence'. It contains two input fields: '\* Application Number' with the value '3223364920' and '\* Date of Birth' with the value '25-06-2002'. There are 'Submit' and 'Cancel' buttons. At the bottom, there is a footer with logos for NIC (National Informatics Centre) and Digital India, and links for Dashboard, Activate User Account, Contact Us, Parivahan, User Manual, FAQs, Acts & Rules, and Videos/Audios.


Enter the **OTP** received and click on '**Submit**'

The screenshot shows the Sarathi Parivahan website interface. At the top, there is a header with the Sarathi logo, the text 'PARIVAHAN SARATHI', and the Government of India emblem. Below this, it says 'सड़क परिवहन और राजमार्ग मंत्रालय भारत सरकार' and 'MINISTRY OF ROAD TRANSPORT & HIGHWAYS Government of India'. The date is '22-12-2020' and the time is '05:33:31 PM'. There are 'Login' and 'Select State' buttons. Below the header, it says 'IN ASSOCIATION WITH TRANSPORT DEPARTMENT, GOVERNMENT OF BIHAR'. The main section is titled 'OTP Home'. It contains one input field: '\* Enter OTP Number' with the value '2514'. There are 'Submit' and 'Back' buttons. At the bottom, there is a footer with logos for NIC (National Informatics Centre) and Digital India, and links for Dashboard, Activate User Account, Contact Us, Parivahan, User Manual, FAQs, Acts & Rules, and Videos/Audios.

Your Learning Licence will get generated on the Screen for Print.

FORM 3  
[See Rule 3(a) and 13]  
LEARNER'S LICENCE

Fee Details Rs.740.0/- /BR01/146396 /18-12-2020 AppNo: 3223364920

1. Licence No.	BR01 /0060787/2020	 Holder's Signature
2. Name	ROSHAN RAJ	
3. Father's Name	SUNIL PRASAD	
4. Date of Birth	25-06-2000	
5. Optional/Blood Group- RH Factor	O+	
6. Present Address	PURANI CITY COURT DURGA CHARAN LANE GULZARBAGH ALAMGANJ Patna Sadar, Patna, BR, 800007	
7. Permanent	PURANI CITY COURT DURGA CHARAN LANE GULZARBAGH ALAMGANJ Patna Sadar, Patna, BR, 800007	
8. Marks of Identification	(1) CUT MARK ON FRONY OF HEAD (2) CUT MARK OF RIGHT CHEEK	

is licenced to drive throughout India as a learner subject to the provisions of rule 3 of the Central Motor Vehicles Rules 1989, a motor vehicle of the following description

LIGHT MOTOR VEHICLE, Motor Cycle with Gear(Non Transport),

\*The holder of the licence has passed the preliminary test referred to in rule 11(1) of the CMV Rules ,1989.

\*The holder of the licence is exempted from the medical test under rule 6 and from the Preliminary test under rule11(2)of the Central Motor Vehicle Rules,1989